

TEST REPORT

APPLICANT : RICHWAY & LIFE CO.

REPORT NO. : M288-13-03804

SAMPLE RECEIVED DATE : 2013-09-09

TEST STARTED DATE : 2013-09-09

REPORT ISSUED DATE : 2013-09-17

PAGE : 1 OF 4

SAMPLE DESCRIPTION : ONE(1) PIECE OF SUBMITTED CUTTING SAID TO BE FABRIC.

ITEM : QUANTUM ENERGY FABRIC

TEST CONDUCTED : AS REQUESTED BY THE APPLICANT, FOR DETAILS PLEASE SEE ATTACHED PAGES.

PREPARED AND CHECKED BY
FOR FITI

Youn Soo Shin

YOUN SOO, SHIN
QUALITY MANAGER

AUTHORIZED BY
FOR FITI

Moon Ok Noh

MOON-OK NOH
PRESIDENT

※ Report Verification No.: 664I-18HN-1A8X ※

(You can see the authenticity of your test report through the above "Report Verification No." at FITI homepage.)

REPORT NO. : M288-13-03804
PAGE : 2 OF 4

TEST CONDUCTED

TEST RESULT

(01) EFFICIENCY OF DEODORIZATION (GAS DETECTION METHOD) : %

	#1
AMMONIA	20.0
FORMALDEHYDE	63.6

- NOTE) · SAMPLE : 10 cm × 10 cm
 · GAS BAG SIZE : 5 L
 · AMOUNT OF GAS PACKED : 3 L
 · ELAPSED TIME : AFTER 2 HOURS
 · INITIAL CONCENTRATION : AMMONIA(100 ppm), FORMALDEHYDE(15 ppm)
 · DEODORIZATION EFFICIENCY(%) = ((Cb - Cs)/Cb) x 100
 - Cb : BLANK, CONCENTRATION OF THE TEST GAS REMAINED IN THE GAS BAG AFTER 2 HOURS
 - Cs : SAMPLE, CONCENTRATION OF THE TEST GAS REMAINED IN THE GAS BAG AFTER 2 HOURS

(02) ANTIBACTERIAL ACTIVITY OF TEXTILES (KS K 0693 : 2011) : CFU, BACTERIOSTATIC REDUCTION RATE %

	BLANK	#1
BACTERIA-1 : AT BEGINNING	2.0 x 10 ⁴	2.0 x 10 ⁴
AFTER 18 h	2.5 x 10 ⁶	< 10
BACTERIOSTATIC REDUCTION RATE	-	99.9
BACTERIA-2 : AT BEGINNING	2.0 x 10 ⁴	2.0 x 10 ⁴
AFTER 18 h	2.0 x 10 ⁷	< 10
BACTERIOSTATIC REDUCTION RATE	-	99.9

- NOTE) STANDARD FABRIC : COTTON
 TEST BACTERIA : BACTERIA-1 - *Staphylococcus aureus* ATCC 6538
 BACTERIA-2 - *Klebsiella pneumoniae* ATCC 4352.
 < = LESS THAN
 SEE ATTACHED PHOTOS.

SAMPLE :


fiti **fiti**

REPORT NO. : M288-13-03804
PAGE : 3 OF 4


TEST CONDUCTED

TEST RESULT

- ANTIBACTERIAL ACTIVITY OF TEXTILES PHOTO : BACTERIA-1 : BLANK -



- ANTIBACTERIAL ACTIVITY OF TEXTILES PHOTO : BACTERIA-1 : #1 -



The test results contained in this report are limited to results on the sample(s) that is provided by client and are not necessarily indicative or representative of the qualities of the lot from which the sample(s) was taken or of all products. Results contained in this report are not based on the quality certification of sample by the FITI quality certification program unless specifically requested by the client. Further use of the results of this report is prohibited unless allowed under a separate agreement set forth in an official document that is established between the client identified on this letter and the FITI.

REPORT NO. : M288-13-03804
PAGE : 4 OF 4


TEST CONDUCTED

TEST RESULT

- ANTIBACTERIAL ACTIVITY OF TEXTILES PHOTO : BACTERIA-2 : BLANK -



- ANTIBACTERIAL ACTIVITY OF TEXTILES PHOTO : BACTERIA-2 : #1 -



The test results contained in this report are limited to results on the sample(s) that is provided by client and are not necessarily indicative or representative of the qualities of the lot from which the sample(s) was taken or of all products. Results contained in this report are not based on the quality certification of sample by the FITI quality certification program unless specifically requested by the client. Further use of the results of this report is prohibited unless allowed under a separate agreement set forth in an official document that is established between the client identified on this letter and the FITI.